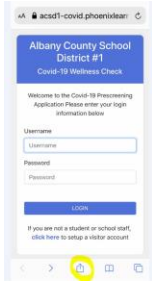


## How to add the Health Ed Check app website as a shortcut to your iPhone home screen:

--Step 1. Open up Safari and open up this website link:  
<https://acsd1-covid.phoenixlearning.com/index.html>

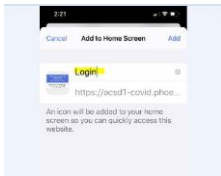
--Step 2. Click on the Share Arrow highlighted in yellow



--Step 3. Slide screen up until you see: Add to Home Screen and click:



--Step 4. Change the heading from "Login" to Health Check or another name that you prefer and click done:



--Step 5. The icon for the Health Ed Check app will now be on your home screen:

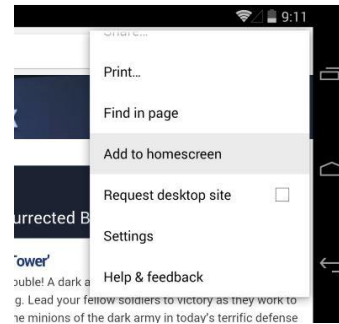


--Step 6. Open up the new shortcut and enter your username and password. For **students**, the username is the same as your computer login username and your password is your 9-digit student number. For **staff**, your username is the same as your computer login username and your password is your PowerSchool ID. See your school secretary if you do not know this number.

## How to add the Health Ed Check app website to your Android home screen:

--Step 1. Launch Chrome for Android and open the website or web page you want to pin to your home screen: <https://acsd1-covid.phoenixlearning.com/index.html>

--Step 2. Tap the menu button and tap Add to homescreen:



--Step 3. Enter a name for the shortcut such as Health Check or another name that you prefer and then Chrome will add it to your home screen.

--Step 4. Open up the new shortcut and enter your username and password. For **students**, the username is the same as your computer login username and your password is your 9-digit student number. For **staff**, your username is the same as your computer login username and your password is your PowerSchool ID. See your school secretary if you do not know this number.